




























Online Safety Policy for the Children of Spire Junior School












  
What Is Online Safety?

        
Online safety means using the internet in a way that keeps you

          
safe, kind, and smart. It includes websites, games, apps, emails, and

   
anything you do online.

   
Who Is This For?

          
This policy is for all pupils at Spire Junior School. It helps you

         
understand how to use technology safely at school and at home.



Our



Online Safety



Rules

1

1 Be kind online - Always use kind words. Never say anything

online that you wouldn't say to someone's face.

2

2. Keep personal information private - Never share your full name,

address, phone number, school name, or passwords.

3







3. Ask before you click - If you're unsure about a link,

message, or website—ask an adult before clicking.










4





4. Tell an adult if something feels wrong - If you see










something upsetting or confusing online, tell a trusted adult straight away.

5  Only  visit websites  and  apps  your 






teacher  has  approved.  No  games,  videos,  or  chats  unless  allowed. 

6  and  privacy-  Don't  copy,  share,  or  change  other 












people's  work  without  permission. 







7  -  Don't  pretend  to be  someone else  online.  Always  be 

 yourself.

What  Happens  If  You  Break the Rules? 

If  you  don't  follow  the  online safety  rules,  you  may  lose  access 

to  devices  or  websites.  Teachers  and  parents  will  help  you  learn 

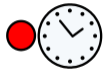
from  mistakes  and  make  better  choices. 



Remember:



Think



before



you



click.



Pause



before



you



post.



Ask



if

you're



unsure.